



# Western Australian Certificate of Education Examination, 2015

## Question/Answer Booklet

### MATHEMATICS 3A/3B Section Two: Calculator-assumed

↑  
Place one of your candidate identification labels in this box.  
Ensure the label is straight and within the lines of this box.  
↓

Student Number: In figures

--	--	--	--	--	--	--	--	--	--

In words

---



---

#### Time allowed for this section

Reading time before commencing work: ten minutes  
Working time for section: one hundred minutes

Number of additional  
answer booklets used  
(if applicable):

#### Materials required/recommended for this section

##### *To be provided by the supervisor*

This Question/Answer Booklet  
Formula Sheet (retained from Section One)

##### *To be provided by the candidate*

Standard items: pens (blue/black preferred), pencils (including coloured), sharpener, correction fluid/tape, eraser, ruler, highlighters

Special items: drawing instruments, templates, notes on two unfolded sheets of A4 paper, and up to three calculators approved for use in the WACE examinations

#### Important note to candidates

No other items may be taken into the examination room. It is **your** responsibility to ensure that you do not have any unauthorised notes or other items of a non-personal nature in the examination room. If you have any unauthorised material with you, hand it to the supervisor **before** reading any further.



## Structure of this paper

Section	Number of questions available	Number of questions to be answered	Working time (minutes)	Marks available	Percentage of exam
Section One: Calculator-free	6	6	50	50	33 $\frac{1}{3}$
Section Two: Calculator-assumed	12	12	100	100	66 $\frac{2}{3}$
<b>Total</b>					100

## Instructions to candidates

- The rules for the conduct of Western Australian external examinations are detailed in the *Year 12 Information Handbook 2015*. Sitting this examination implies that you agree to abide by these rules.
- Write your answers in this Question/Answer Booklet.
- You must be careful to confine your response to the specific question asked and to follow any instructions that are specified to a particular question.
- Spare pages are included at the end of this booklet. They can be used for planning your responses and/or as additional space if required to continue an answer.
  - Planning: If you use the spare pages for planning, indicate this clearly at the top of the page.
  - Continuing an answer: If you need to use the space to continue an answer, indicate in the original answer space where the answer is continued, i.e. give the page number. Fill in the number of the question that you are continuing to answer at the top of the page.
- Show all your working clearly.** Your working should be in sufficient detail to allow your answers to be checked readily and for marks to be awarded for reasoning. Incorrect answers given without supporting reasoning cannot be allocated any marks. For any question or part question worth more than two marks, valid working or justification is required to receive full marks. If you repeat any question, ensure that you cancel the answer you do not wish to have marked.
- It is recommended that you **do not use pencil**, except in diagrams.
- The Formula Sheet is **not** to be handed in with your Question/Answer Booklet.

See next page

## Section Two: Calculator-assumed

66<sup>2</sup>/<sub>3</sub>% (100 Marks)

This section has **12** questions. Answer **all** questions. Write your answers in the spaces provided.

Spare pages are included at the end of this booklet. They can be used for planning your responses and/or as additional space if required to continue an answer.

- Planning: If you use the spare pages for planning, indicate this clearly at the top of the page.
- Continuing an answer: If you need to use the space to continue an answer, indicate in the original answer space where the answer is continued, i.e. give the page number. Fill in the number of the question that you are continuing to answer at the top of the page.

Working time: 100 minutes.

---

**Question 7****(9 marks)**

- (a) The line  $y = 2x + 7$  is parallel to the tangent to the curve  $y = x^3 + 2x^2 + qx - 6$  at  $x = 1$ . Determine the value of  $q$ . (3 marks)
- (b) For the function  $f(x) = (x^2 + 2)(3 - x)$ :
- (i) show the use of the product rule to determine  $f'(x)$  and simplify your answer. (3 marks)
- (ii) determine the coordinates of the point(s) on the curve of  $f(x)$  where the gradient is 1. (3 marks)

**Question 8**

**(10 marks)**

In order to buy a second-hand scooter, Kim obtained a personal loan of \$5000 with monthly repayments of \$440 to be paid at the end of each month. The table below shows the amount owing at the start of each month, the interest payable for that month, the repayment and the amount owing at the end of each month for the first six months.

Month	Amount owing at the start of the month (\$)	Interest (\$)	Repayment (\$)	Amount owing at the end of the month (\$)
1	5000	40	440	4600
2	4600	36.80	440	4196.80
3	4196.80	33.57	440	3790.37
4	3790.37	30.32	440	3380.70
5	3380.70	27.05	440	2967.74
6	2967.74	23.74	440	2551.48

- (a) Calculate the annual interest rate. (2 marks)
  
- (b) Write a recursive rule to determine the amount owing at the end of each month. (3 marks)
  
- (c) In which month would Kim pay off the loan? (1 mark)
  
- (d) How much is Kim's final repayment? (2 marks)
  
- (e) How much did Kim actually pay for the scooter? (2 marks)

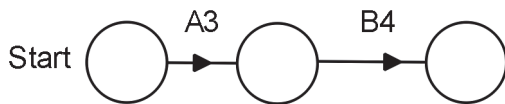
Question 9

(10 marks)

A family decides to add a games room to their house. Details of this project are given in the table below.

	Activity	Time (days)	Immediate Predecessor(s)
<b>A</b>	Lay the foundations	3	–
<b>B</b>	Prepare and pour the concrete floor	4	A
<b>C</b>	Construct the walls	5	B
<b>D</b>	Fit door and window frames	2	C
<b>E</b>	Install electrical fittings	3	C
<b>F</b>	Construct roof	3	C
<b>G</b>	Plaster ceiling	1	F
<b>H</b>	Fit gutters	2	F
<b>I</b>	Paint inside	2	D, E, G

- (a) Complete the project network below. (2 marks)



- (b) Determine the critical path and minimum completion time. (2 marks)

- (c) State the effect on the critical path **and** completion time for each of the following.

- (i) Bricklayers take an extra two days to construct the walls. (2 marks)
- (ii) The electrician is held up for three days on another job. (2 marks)
- (iii) Fitting gutters with downpipes adds an extra two days. (2 marks)

**Question 10****(8 marks)**

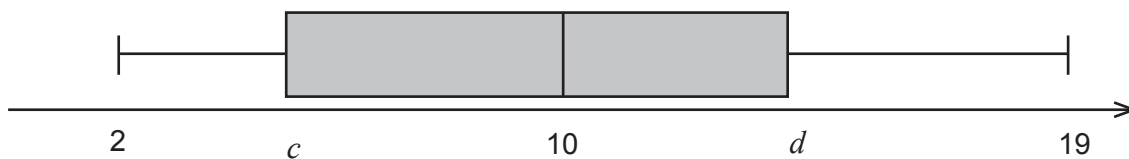
Jerry and Sarah decide to go for a walk. They both set off from the same starting point at 10 am. Jerry heads due north at 1.5 metres per second and Sarah heads on a bearing of  $054^\circ$  at 3.5 kilometres per hour. They both maintain these speeds and directions for the duration of their walk.

- (a) Draw a diagram to represent this information. (2 marks)
- (b) Convert Jerry's speed to kilometres per hour. (1 mark)
- (c) Calculate the distance (in kilometres) between Jerry and Sarah after they have been walking for one hour. (2 marks)
- (d) After a further 30 minutes Sarah injures herself and phones Jerry to assist her. If Jerry jogs at 9.5 kilometres per hour directly towards Sarah, at what time after 10 am will Jerry reach her? (3 marks)

## Question 11

(8 marks)

Eight data points generate the boxplot shown below.



The ordered data points are: 2,  $a$ , 7, 8,  $b$ , 12, 16, 19 with an interquartile range of 9.

(a) Determine the values of  $a$ ,  $b$ ,  $c$  and  $d$ . (4 marks)

(b) Two more data points, 36 and  $-16$ , are added to the list.

(i) Write down the new interquartile range. (1 mark)

(ii) Would these two data points be considered as outliers? Show your reasoning. (3 marks)

Question 12

(9 marks)

A Fishing, Camping and Four Wheel Drive Show is open Friday, Saturday and Sunday of the same week each year. The attendances for the years 2011 to 2015 are shown in the table below.

Year	Day	Time Period (x)	Attendance	Moving Average (y)	Residual
2011	Friday	1	$C$	–	–
	Saturday	2	$B$	5110.7	$A$
	Sunday	3	6971	5250	1721
2012	Friday	4	4020	5204.3	–1184.3
	Saturday	5	4622	5253.3	–631.3
	Sunday	6	7118	5341	1777
2013	Friday	7	4283	5644.7	–1361.7
	Saturday	8	5533	5742.7	–209.7
	Sunday	9	7412	5985	1427
2014	Friday	10	5010	5973	–963
	Saturday	11	5497	6138.3	–641.3
	Sunday	12	7908	6015.3	1892.7
2015	Friday	13	4641	6270.7	–1629.7
	Saturday	14	6263	6387.7	–124.7
	Sunday	15	8259	–	–

(a) The seasonal component for Saturday is –391.7.

(i) What is the significance of this seasonal component being negative? (1 mark)

(ii) Calculate the value of  $A$  in the table. (2 marks)



- (b) Calculate the values of  $B$  and  $C$  in the table. (2 marks)

- (c) The local council has informed event organisers that once the attendance on any one day exceeds 10 000, a permit to conduct this event the following year at the current location will no longer be approved due to overcrowding. On the basis of the data in the table, predict the day and year when the attendance will first exceed 10 000.

The trend line for moving average against time is  $y = 111.37x + 4825.7$ . (4 marks)

Question 13

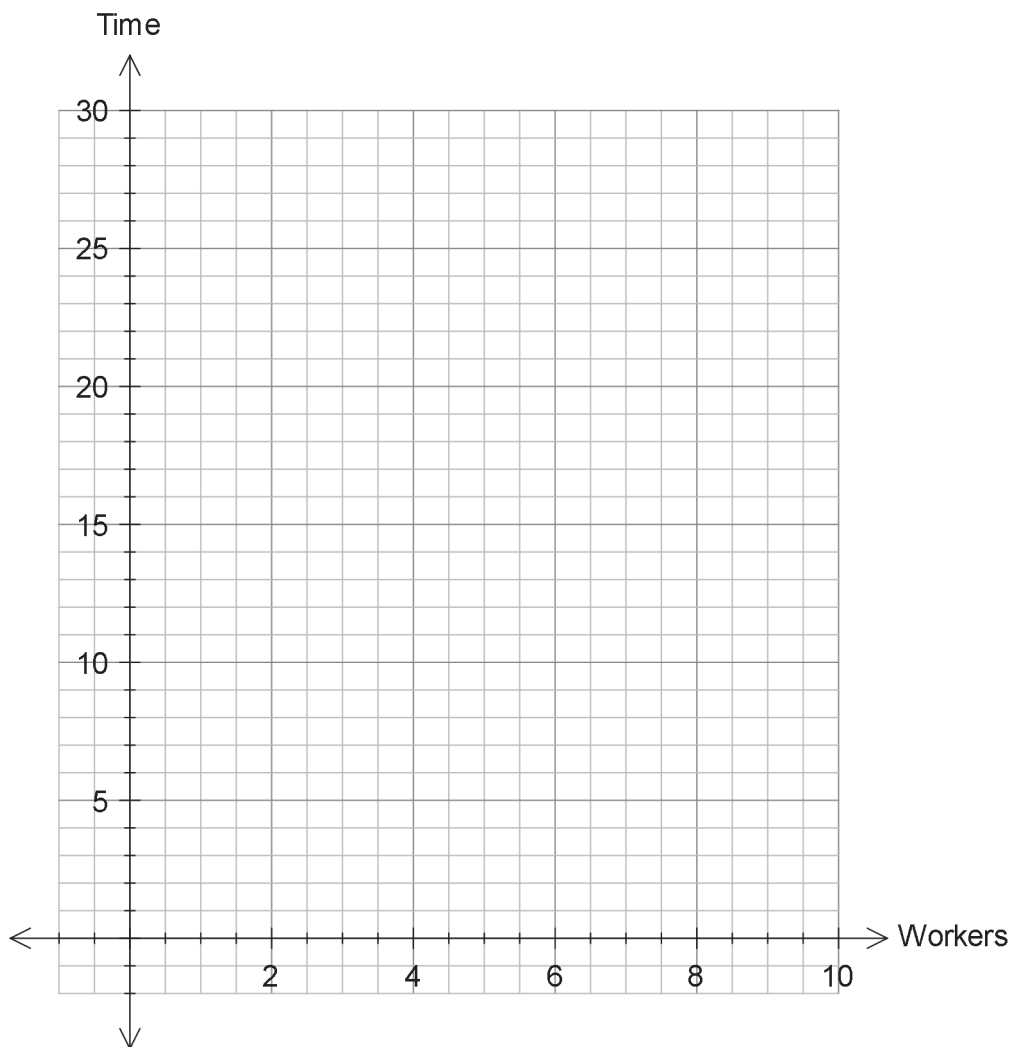
(7 marks)

A shire council required a specific task to be completed and gathered the following information.

Number of workers	Time to complete the task (days)
2	24
4	12
6	8
8	6

(a) Plot the data on the following set of axes and join the points with a smooth curve.

(2 marks)



(b) (i) State, in words, the relationship between the number of workers and the time taken to complete the task.

(1 mark)

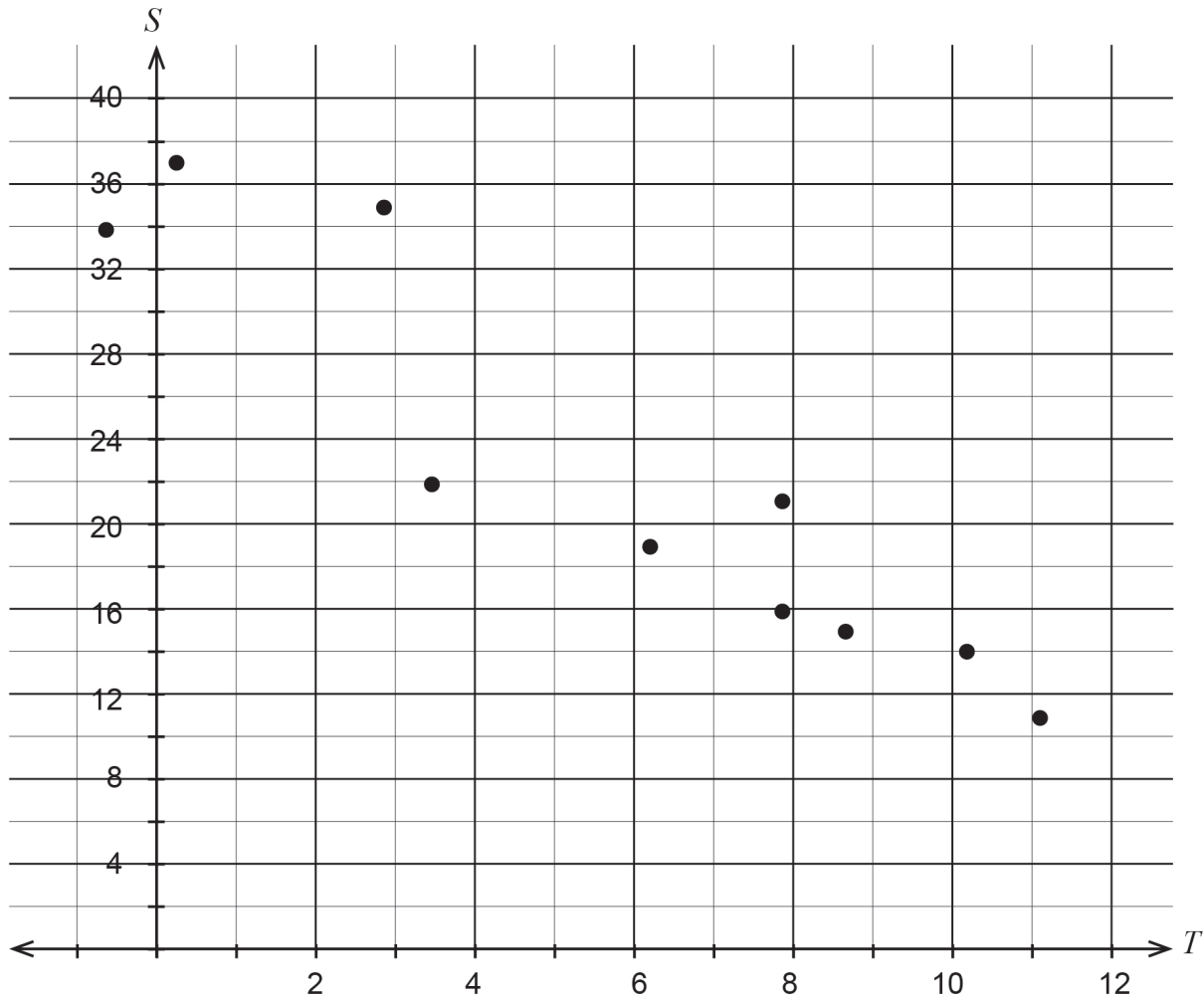
- (ii) State the mathematical relationship between the number of workers and the time taken to complete the task. (1 mark)
- (c) If  $w$  represents the number of workers and  $d$  represents the number of days required to complete the task, determine a mathematical equation for  $w$  in terms of  $d$ . (2 marks)
- (d) What is the minimum number of workers required to finish the task in less than 14 days? (1 mark)

DO NOT WRITE IN THIS AREA AS IT WILL BE CUT OFF

Question 14

(12 marks)

Over a 10-day period last winter, a company that supplies home gas heating appliances noted from its records the minimum overnight temperature ( $T^\circ$  Celsius) and the number of service calls ( $S$ ) on each day. This information is shown on the scatter plot below.



- (a) The least squares regression line for this data is  $S = -2.2T + 34.9$ . Sketch this line on the scatter plot. (2 marks)
  
- (b) The data for days 11 and 12 are (1.4, 30) and (4.6, 26) respectively. Plot these two points on the scatter plot. (2 marks)

- (c) The correlation coefficient  $r_{TS}$  for the first 10 days is  $-0.93$ . What is the effect on the value of  $r_{TS}$  with the inclusion of the two extra data points? Does  $r_{TS}$  increase, decrease or stay the same? Justify your answer. (2 marks)
- (d) Comment briefly on what the correlation coefficient,  $r_{TS}$  for this data set is actually measuring. (2 marks)
- (e) Use the regression line to predict the number of service calls for an overnight temperature of  $11.4^{\circ}\text{C}$ . Comment on the reliability of your prediction. (3 marks)
- (f) Estimate and mark clearly on the scatter plot the position of the point  $(\bar{T}, \bar{S})$  for the 12 plotted points. (1 mark)

DO NOT WRITE IN THIS AREA AS IT WILL BE CUT OFF

## Question 15


(8 marks)

- (a) The heights of the Year 12 cohort at a particular school were normally distributed, with a mean height of 175 cm and a standard deviation of 5 cm.
- (i) Determine the percentage of students that were at least 181 cm tall. (2 marks)
- (ii) What is the probability that a Year 12 student selected at random will be between 173 cm and 178 cm tall? (1 mark)
- (iii) Calculate the maximum height of the middle 75% of Year 12 students, correct to three significant figures. (3 marks)
- (b) At another school, 54 Year 11 students had heights between one and two standard deviations above the mean. Given that the heights were normally distributed, calculate how many students were in Year 11. (2 marks)

## Question 16

(8 marks)

A farmer has bought fencing to make three holding paddocks for his sheep. The paddocks are to be identical rectangles within a larger rectangle, as shown below, with  $x$  and  $y$  in metres.

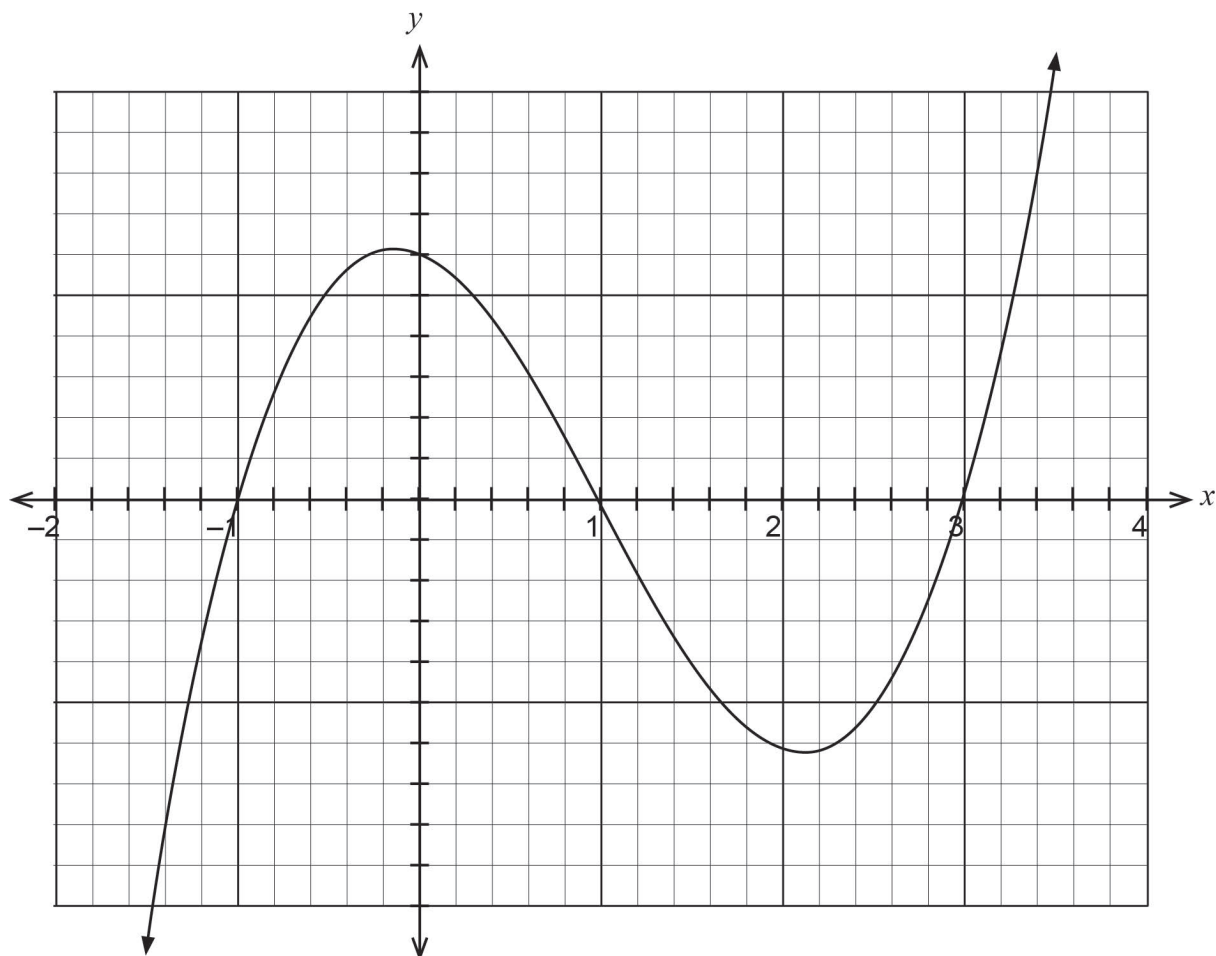


- (a) The farmer is restricted to 4000 metres of fencing.
- (i) Using this information, write an equation involving  $x$  and  $y$ . (2 marks)
- (ii) Rewrite this equation for  $y$  in terms of  $x$ . (1 mark)
- (b) (i) Show that the area of each paddock is given by  $A = \frac{2000x}{3} - \frac{2x^2}{3}$ . (2 marks)
- (ii) Use calculus techniques to determine the largest possible area of each of the three paddocks, and state the dimensions of each paddock. (3 marks)

Question 17

(7 marks)

The cubic function  $y = f(x)$  is shown below.



- (a) The function is in the form  $f(x) = a(x - 1)(x + b)(x + c)$ . If the coordinates of the  $y$ -intercept are  $(0, 6)$ , determine the values of  $a$ ,  $b$  and  $c$ . (3 marks)



- (b) Given the domain  $-1 \leq x \leq 3$ , for what values of  $x$  is the function concave down, given that  $(1, 0)$  is a point of inflection? (2 marks)
- (c) The function is transformed to produce the function  $g(x) = -f(x + 1)$ . Sketch  $g(x)$  on the same set of axes as  $f(x)$ . (2 marks)

DO NOT WRITE IN THIS AREA AS IT WILL BE CUT OFF

## Question 18

(4 marks)

Prove that one more than  $(n + 1)^2 - (n - 1)^2$  is always odd, where  $n$  is a positive integer.

DO NOT WRITE IN THIS AREA AS IT WILL BE CUT OFF

End of questions

Additional working space

Question number: \_\_\_\_\_

DO NOT WRITE IN THIS AREA AS IT WILL BE CUT OFF

Additional working space

Question number: \_\_\_\_\_

DO NOT WRITE IN THIS AREA AS IT WILL BE CUT OFF

Additional working space

Question number: \_\_\_\_\_

DO NOT WRITE IN THIS AREA AS IT WILL BE CUT OFF

Additional working space

Question number: \_\_\_\_\_

Additional working space

Question number: \_\_\_\_\_

DO NOT WRITE IN THIS AREA AS IT WILL BE CUT OFF

This document – apart from any third party copyright material contained in it – may be freely copied, or communicated on an intranet, for non-commercial purposes in educational institutions, provided that it is not changed and that the School Curriculum and Standards Authority is acknowledged as the copyright owner, and that the Authority’s moral rights are not infringed.

Copying or communication for any other purpose can be done only within the terms of the *Copyright Act 1968* or with prior written permission of the School Curriculum and Standards Authority. Copying or communication of any third party copyright material can be done only within the terms of the *Copyright Act 1968* or with permission of the copyright owners.

Any content in this document that has been derived from the Australian Curriculum may be used under the terms of the Creative Commons Attribution-NonCommercial 3.0 Australia licence.

*Published by the School Curriculum and Standards Authority of Western Australia  
303 Sevenoaks Street  
CANNINGTON WA 6107*