



SAMPLE ASSESSMENT TASKS

**RELIGION AND LIFE
FOUNDATION YEAR 11**

Acknowledgement of Country

Kaya. The School Curriculum and Standards Authority (the Authority) acknowledges that our offices are on Whadjuk Noongar boodjar and that we deliver our services on the country of many traditional custodians and language groups throughout Western Australia. The Authority acknowledges the traditional custodians throughout Western Australia and their continuing connection to land, waters and community. We offer our respect to Elders past and present.

Copyright

© School Curriculum and Standards Authority, 2023

This document – apart from any third-party copyright material contained in it – may be freely copied, or communicated on an intranet, for non-commercial purposes in educational institutions, provided that the School Curriculum and Standards Authority (the Authority) is acknowledged as the copyright owner, and that the Authority’s moral rights are not infringed.

Copying or communication for any other purpose can be done only within the terms of the *Copyright Act 1968* or with prior written permission of the Authority. Copying or communication of any third-party copyright material can be done only within the terms of the *Copyright Act 1968* or with permission of the copyright owners.

Any content in this document that has been derived from the Australian Curriculum may be used under the terms of the [Creative Commons Attribution 4.0 International licence](#).

Disclaimer

Any resources such as texts, websites and so on that may be referred to in this document are provided as examples of resources that teachers can use to support their learning programs. Their inclusion does not imply that they are mandatory or that they are the only resources relevant to the course. Teachers must exercise their professional judgement as to the appropriateness of any they may wish to use.

Sample assessment task

Religion and Life – Foundation Year 11

Task 4 – Unit 2

Assessment type: Investigation

Content:

- how people express a religious way of life
- use suitable formats to communicate ideas or understandings for a set purpose and audience
- recognise and use subject-specific terminology
- develop a range of questions to support an inquiry
- select and use a suitable method for recording information and/or data
- select and use relevant information and/or data from source material
- observe appropriate ethical protocols when conducting research
- reflect on learning and identify new understandings

Conditions: Completed in class and with support

Task weighting: 20% of the school mark for this pair of units

Task

Research, design, and develop a **frequently asked questions (FAQ)** resource for a specific audience to help them understand how people who follow a religion, express a religious way of life.

Remember, you are communicating information about religion, so part of your task is to correctly use and explain important terms.

Another important part of the task is to make sure that the work you produce is respectful, is your own and accurately acknowledges the words and ideas of other people.

Task requirements

With the support of your teacher complete each step below.

Step 1

Name a specific religion you will refer to in your FAQ.

Step 2

Identify a target audience for your FAQ, for example:

- an age group
- people from a language or ethnic group
- people who live in a particular area
- new immigrants to the country
- people from another religion
- people who have no religion.

Create a list of at least four considerations you should address when creating an engaging FAQ resource for your chosen audience.

Step 3

Keeping in mind your chosen audience and religion, compose inquiry questions that make space for deeper answers, such as *would, should, how and why* questions that will:

- help your audience understand how people express a religious way of life
- help you more widely research the information you need for your FAQ.

Step 4

Using source material supplied by your teacher and those you locate:

- select and record relevant information and/or data for answering the questions you composed in your FAQ resource.

Step 5

Accurately acknowledge the words and ideas of other people.

Step 6

Using the information you gathered and recorded, provide answers to the questions you prepared.

Step 7

Consider how to effectively share and explain the answers you develop, then choose the best way to present your work.

Step 8

Proofread and edit your work for correct grammar, sentence structure and intended meaning.

Step 9

Reflect on how you went with each key step and provide comments on at least three areas suggested by your teacher.

Sample assessment task 4 marking key

Research, design, and develop a **frequently asked questions (FAQ)** resource for a specific audience to help them understand how people who follow a religion, express a religious way of life.

Description	Marks
Religion (Step 1)	
Names a suitable religion.	1
Subtotal	/1
Target audience (Step 2)	
Identifies four or more relevant points to consider when creating a FAQ resource for the identified audience.	2
Identifies three or fewer points to consider when creating a FAQ resource for the identified audience.	1
Subtotal	/2
Composition of key questions (Step 3)	
Composes questions that make space for deeper answers, such as <i>would, should, how</i> and <i>why</i> questions and: <ul style="list-style-type: none"> addresses the needs of the chosen audience are useful for guiding the research. 	3
Composes mostly lower order key questions (such as <i>who, what, where</i> and <i>when</i> questions) that relate to the task.	2
Composes mostly closed questions that have limited usefulness for the task.	1
Subtotal	/3
Selecting relevant information (Step 4)	
Selects and records relevant information and/or data that relates to the questions posed for the FAQ resource.	4
Selects and records some relevant information and/or data that relates to the questions posed.	3
Selects some useful information and/or data.	2
Selects limited useful information.	1
Subtotal	/4
Acknowledging the work of others (Step 5)	
Accurately acknowledges the words and ideas of other people.	3
Provides some acknowledgment of the work of others.	2
Provides some detail to help identify the words/ideas of others that have been used.	1
Subtotal	/3
Responses to FAQ questions (Step 6)	
Selects and uses relevant information and/or data to answer questions posed for the FAQ resource.	3
Selects and uses some relevant information and/or data to answer questions posed for the FAQ resource.	2
Answers some questions posed for the FAQ resource.	1
Subtotal	/3

Description	Marks
Presentation (Step 7)	
Selects and uses an engaging and effective presentation mode for the set purpose and chosen audience.	2
Selects and uses an engaging presentation mode for the set purpose and/or chosen audience.	1
Subtotal	/2
Communicating – Clarity of findings (Step 8)	
Clearly expresses the key findings of the investigation.	3
Offers mostly clear key findings of the investigation.	2
Offers some clarity on the findings of the investigation but relies on scaffolds provided.	1
Subtotal	/3
Sentence Structure (Step 8)	
Constructs grammatically correct, structurally sound and meaningful sentences.	3
Constructs most sentences that are grammatically correct, structurally sound and meaningful.	2
Constructs some sentences that are grammatically correct, structurally sound and meaningful.	1
Subtotal	/3
Reflecting (Step 9)	
Reflects and provides relevant comments on at least three suggested areas.	3
Reflects and provides relevant comments on two suggested areas.	2
Reflects and provides relevant comments on one suggested area.	1
Subtotal	/3
Total	/27

Sample assessment task

Religion and Life – Foundation Year 11

Task 5 – Unit 2

Assessment type: Source analysis

Content:

- an overview of religion in Australian society
- identify important information found in source material, such as the origin, purpose, context or point of view of a source
- select and use relevant information and/or data from source material
- consider how information and/or data found in source material relates to course understandings

Conditions: Under test conditions (may be delivered in groups of questions spaced across the duration of a learning sequence)

Task weighting: 15% of the school mark for this pair of units

Use the Source Booklet supplied by your teacher to answer the following questions:

Question 1 **(12 marks)**

With reference to Source 1A

- a) Name the religion with (2 marks)
- the largest number of followers in Source 1A. _____
 - the smallest number of followers in Source 1A. _____
- b) Identify the origin of the information presented in Source 1A. (1 mark)
-

c) The population of Western Australia in 2021 was close to 2,700,000.

- i. Complete the following table by rounding the number of members for each religion from Source 1A to the nearest 10,000. (3 marks)

Religion	Number (rounded)
Buddhism	
Christianity	1,090,000
Hinduism	
Islam	

- ii. Use the rounded numbers (above) to calculate each of the following percentages. For each, remember to show your working as well as your answer. (6 marks)

Calculation of the percentage of people who follow Buddhism in Western Australia.

Answer:

Calculation of the percentage of people who follow Hinduism in Western Australia.

Answer:

Calculation of the percentage of people who follow Islam in Western Australia.

Answer:

Question 2**(3 marks)**

With reference to Source 1B

- a) List in order the top 6 religions from the largest number of followers to the smallest number of followers. (2 marks)

1. _____

2. _____

3. _____

4. _____

5. _____

6. _____

- b) Identify one way the religious make-up of Western Australia (Source 1A) is different from the religious make-up of New South Wales (Source 1B). (1 mark)

Question 3**(7 marks)**

Using the information provided below and the blank graph on the next page, construct a bar graph that shows religious affiliations in Victoria.

The bar graph you construct needs to correctly label the following:

- title (1 mark)
- scale (1 mark)
- each axis of the graph (2 marks)
- each bar of the graph (1 mark)

Use the rounded data below to construct your bar graph (2 marks)


Top 6 Religions in Victoria

Number	Christianity	Islam	Hinduism	Buddhism	Sikhism	Judaism
Actual	2,657,748	273,028	214,058	204,493	91,745	46,645
Rounded (to the nearest 10,000)	2,660,000	270,000	210,000	200,000	90,000	50,000

information taken from the Australian Bureau of Statistics, 2021

Title: _____

Y axis label:



X axis label:

Scale:

Question 5

(3 marks)

With reference to Source 2

a) Identify why Source 2 was written. (1 mark)

b) Identify who was responsible for developing the information presented in Source 2. (1 mark)

c) Identify what contributed to a growing diversity of non-Christian religions in Australia. (1 mark)

Sample assessment task 5 marking key

Question 1

a) Name the religion with the largest and smallest number of followers in Source 1A.

Description	Marks
Largest number of followers	
Correct answer: Christianity	1
Smallest number of followers	
Correct answer: Judaism	1
Total	/2

b) Identify the origin of the information presented in Source 1A.

Description	Marks
Origin of Source 1A	
Correct answer: Australian Bureau of Statistics	1
Total	/1

c) The population of Western Australia in 2021 was close to 2,700,000.

Description	Marks
Completes table	
Correct answer: Buddhism – 60,000	1
Correct answer: Hinduism – 50,000	1
Correct answer: Islam – 70,000	1
Percentage of people who follow Buddhism in Western Australia	
Calculation of the percentage	1
Correct answer: 2%	1
Percentage of people who follow Hinduism in Western Australia	
Calculation of the percentage	1
Correct answer: 2%	1
Percentage of people who follow Islam in Western Australia	
Calculation of the percentage	1
Correct answer: 2.6%	1
Total	/9

Question 2

- a) List in order the top 6 religions from the largest number of followers to the smallest number of followers in New South Wales.

Description	Marks
Lists the top 6 religions	
Correctly lists in order: Christianity; Islam; Hinduism; Buddhism; Sikhism; Judaism	2
Lists correctly the top 4 religions.	1
Total	/2

- b) Identify one way the religious make-up of Western Australia (Source 1A) is different from the religious make-up of New South Wales (Source 1B).

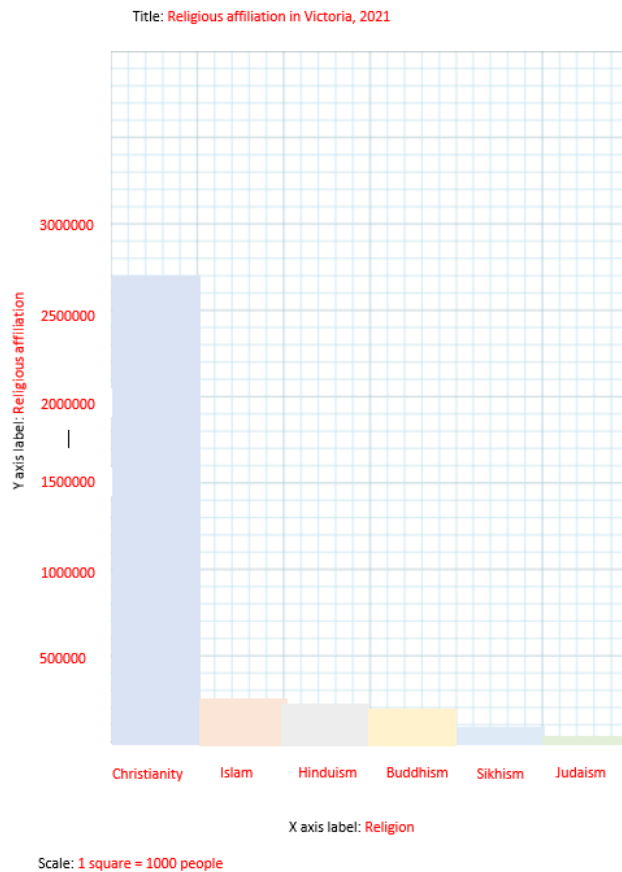
Description	Marks
Difference	
Identifies one way the religious make-up of Western Australia (Source 1A) differs from the religious make-up of New South Wales (Source 1B)	1
Total	/1
Answer may include:	
<ul style="list-style-type: none"> • In NSW, there are more Hindus than Buddhists. In WA, it is the opposite. • When compared to other non-Christian religions, there are a greater number of Muslims in NSW than there are in WA. 	

Question 3

Construct a bar graph that shows religious affiliations in Victoria.

Description	Marks
Title	
Writes correct title – ‘Religious affiliations in Victoria, 2021’	1
Scale	
Identifies an appropriate scale.	1
X and Y axis	
Correctly labels X and Y axis (X – Religion, Y – Religious affiliation)	2
Correctly labels X axis OR Y axis	1
Labelling of each bar	
Correctly labels each bar of the graph.	1
Bar graph	
Neatly and correctly draws a bar graph that reflects the data.	2
Attempts to draw a bar graph that reflects the data.	1
Total	/7

Sample answer:



Question 4

Write a paragraph that describes what Sources 1A and 1B show about religion in Australian society. Include suitable examples from both sources.

Description	Marks
Religion in Australian society	
Describes what these sources show about religion in Australian society.	3
Outlines some detail about what these sources show about religion in Australia.	2
States in simple terms one or more facts about religion in Australia.	1
Subtotal	/3
Use of source material	
Uses suitable examples from all the source materials.	2
Selects and uses some examples from some of the source materials.	1
Subtotal	/2
Paragraph structure	
Constructs a suitable paragraph that clearly expresses ideas (e.g. uses a TEEL paragraph structure).	2
Shows some elements of a paragraph structure.	1
Subtotal	/2
Total	/7

Question 5

a) Identify why Source 2 was written.

Description	Marks
Purpose	
Identifies why Source 2 was written.	1
Total	/1
Answer may include: <ul style="list-style-type: none"> to inform and educate the public about cross-cultural matters to enhance social cohesion in Australia to improve outcomes for Australians in an increasingly culturally diverse society. 	

b) Identify who was responsible for developing the information presented in Source 2.

Description	Marks
Origin	
Identifies who was responsible for producing Source 2.	1
Total	/1
Answer: <ul style="list-style-type: none"> SBS, International Education Services (IES), and Multicultural NSW. 	

c) Identify what contributed to a growing diversity of non-Christian religions in Australia.

Description	Marks
Diversity of non-Christian religions in Australia	
Identifies what contributed to a growing diversity of non-Christian religions in Australia.	1
Total	/1
Answer:	
<ul style="list-style-type: none"> the abolition of the White Australia Policy in the 1970s. 	

Question 6

Describe the place of religion in Australian society.

Use information and data found in the source materials (Source 1A, 1B and 2) to support your response.

Description	Marks
The place of religion in Australian society	
Accurately describes the place of religion in Australian society.	4
Outlines what religion in Australia looks like.	3
Identifies some features of religion in Australia.	2
States in simple terms what religion looks like in Australia.	1
Subtotal	/4
Use of information and data from the source material	
Uses information and data found in the source material to support response.	3
Refers to some suitable examples from the source material.	2
Loosely refers to one or more examples from the source material.	1
Subtotal	/3
Total	/7

Formative assessment and sample assessment task 5 – Unit 2

In addition to assessing student achievement in the task, there is an opportunity to formatively assess the ongoing learning needs of students.

For example, in this task, there is an opportunity to reflect upon how each student has responded to Questions 4 and 6. To guide that process consider and rate each response using the following criteria which has been drawn from the Online Literacy and Numeracy Assessment Writing Guide.

Audience

Table 2. Audience score point descriptors

Skill focus: the writer's capacity to orient and engage the reader.

Score	Descriptor
0	<ul style="list-style-type: none"> insufficient evidence (less than 25 words)
1	<ul style="list-style-type: none"> text shows some awareness of audience expectations some information to support reader understanding is provided
2	<ul style="list-style-type: none"> text shows an understanding of audience expectations adequate information to orient the reader is provided
3	<ul style="list-style-type: none"> text supports reader understanding writer begins to engage the reader
4	<ul style="list-style-type: none"> writing shows a strong sense of audience writer engages the reader

Structure and organisation

Table 3. Structure and organisation score point descriptors

Skill focus: the organisation of the appropriate components of the text into an effective structure.

Score	Descriptor
1	minimal evidence of text structure and organisation
2	writer shows a basic awareness of appropriate text structure and organisation
3	text is structured and organised appropriately

Vocabulary

Table 4. Vocabulary score point descriptors

Skill focus: the range and precision of contextually appropriate language choices.

Score	Descriptor
1	text consists of mainly simple words
2	text has some precise words and phrases
3	consistent use of precise words and phrases
4	a range of precise and effective words and word groups that are used in a fluent and articulate manner

Cohesion

Table 5. Cohesion score point descriptors

Skill focus: the control of multiple threads and relationships across the text.

Score	Descriptor
1	some correct links
2	most links are correct
3	links are correct and cohesive devices are varied

Sentence structure

Table 6. Sentence structure score point descriptors

Skill focus: the production of grammatically correct, structurally sound and meaningful sentences.

Score	Descriptor
1	few or no correct sentences
2	some correct sentences
3	most sentences are correct
4	sentences are correct and controlled and structures are varied

Punctuation

Table 7. Punctuation score point descriptors

Skill focus: the use of correct and appropriate punctuation to aid the reading of the text.

Score	Descriptor
1	few or no sentences are punctuated correctly
2	some sentences are punctuated correctly
3	most sentences are punctuated correctly and some correct use of other punctuation
4	controlled use of sentence punctuation and mostly correct use of other punctuation

Spelling

Table 8. Spelling score point descriptors

Skill focus: the accuracy of spelling and the difficulty of the words used.







Score	Descriptor
1	correctly spells some words with common letter patterns
2	correctly spells many words with common letter patterns
3	correctly spells many words with common letter patterns and correctly spells some words with difficult letter patterns
4	correctly spells many words with common letter patterns and correctly spells many words with difficult letter patterns

Source Booklet

Source 1A

Top 6 religions in Western Australia







This information was taken from the Australian Bureau of Statistics 2021

NUMBER 1	
Christianity	
	1,093,666
NUMBER 2	NUMBER 3
Islam	Buddhism
	
66,764	57,622
NUMBER 4	NUMBER 5
Hinduism	Sikhism
	
52,055	18,583
NUMBER 6	
Judaism	
	5,669

Source 1B

Top 6 religions in New South Wales

This information was taken from the Australian Bureau of Statistics 2021

<p>NUMBER 1 Christianity</p>  <p>3,844,453</p>	
<p>NUMBER 2 Islam</p>  <p>349,240</p>	<p>NUMBER 3 Buddhism</p>  <p>222,770</p>
<p>NUMBER 4 Hinduism</p>  <p>273,780</p>	<p>NUMBER 5 Sikhism</p>  <p>47,165</p>
<p>NUMBER 6 Judaism</p>  <p>40,249</p>	

Source 2

The Cultural Atlas

The Cultural Atlas is a shared project between the Special Broadcasting Service (SBS), International Education Services (IES), and Multicultural NSW.

It aims to inform and educate the public about cross-cultural matters.

The goal is to enhance social harmony in Australia and improve outcomes for Australians in an increasingly culturally diverse society.

Below are some comments made in the Atlas about religion.

Religion

Australia is a secular country, with a high degree of religious freedom and religious diversity.

Although government and religious groups are maintained as separate from each other, religious institutions continue to play a large role in Australian society. For example, many primary and secondary schools, hospitals, aged care facilities and charity organisations are owned and funded by religious organisations.

Christianity is currently the most dominant religion in Australia, introduced by British settlers at **colonisation** (see definition below).

There has always been a degree of religious diversity in Australia. However, it was not until the end of the **White Australia Policy** (see definition below) in the 1970s that non-European communities were able to significantly establish themselves and grow in numbers.

Since then, the country has seen growing diversity of non-Christian religions as well.

On a general cultural level, Australians tend to avoid displays of religiosity. There is not a common public religious language (such as 'God bless America' or 'God save the Queen') that connects Australian national identity with Christianity. Indeed, it is more common for people to avoid stating their religious beliefs in the workplace to maintain a distinction between their private and public life. Conversations about religion are usually welcome in private settings and among familiar people. However, public promotion or defence of one's religious views (including atheism) is typically unappreciated.

Definitions

Colonisation

When a group of people take control and settle in an area or a country that is not their own.

White Australia Policy

A term used to describe how the Australian government developed policies to discriminate against people considered to be 'non-white'. These policies restricted or prevented 'non-white' people from settling in Australia, and for those who lived in Australia, it gave government the power to restrict and control the lives of those who were seen as 'non-white'.

Acknowledgements

Adapted from:

<https://culturalatlas.sbs.com.au/about>

<https://culturalatlas.sbs.com.au/australian-culture/australian-culture-religion>

Sample assessment task

Religion and Life – Foundation Year 11

Task 1 – Unit 1

Assessment type: Explanation

Content

- why people follow a religion
- use suitable formats to communicate ideas or understandings for a set purpose and audience

Conditions: Supported by teacher and prepared during class time

Task weighting: 15% of the school mark for this pair of units

Select one of the following scenarios and complete the task below.

Scenario A

You have just started working full-time. You are having lunch with some of your workmates, and they learnt from your conversation that you went to a religious school. One of your workmates then asks you the question, 'Why do people follow a religion?'

How would you answer this?

OR

Scenario B

You have just started working full-time. You are having a conversation with your supervisor, and they find out that you went to a religious school. Your supervisor asks you a question, 'Why do people follow a religion?'

How would you answer this?

Prepare and record a response that explains why people follow a religion.

Use examples within your explanation.

Your presentation must be 2-3 minutes in length.

It needs to be presented in a way that is suitable for your chosen audience (scenario A or B).

Include the following in your response:

1. Reasons why people follow a religion (3–4 reasons).
 2. What religion may look like in the lives of various people.
 3. Key information about a person who follows a religion, including:
 - the person's name and their religion
 - some basic biographical detail about the person
 - reasons why they follow a religion
 - what following a religion looks like for this person.
 4. A summary of why you think people follow a religion.
-

Sample assessment task 1 marking key

Description	Marks
Reasons why people follow a religion	
Identifies 3–4 reasons why people follow a religion.	2
Identifies 1–2 reasons why people follow a religion.	1
Subtotal	/2
What religion looks like	
Describes what religion looks like in the lives of various people.	3
Outlines what people who follow a religion do.	2
Comments on what religious people do.	1
Subtotal	/3
Key information about a person	
Names at least one suitable person and their religion.	1
Provides basic biographical detail about the person.	1
Identifies why this person follows a religion.	1
Subtotal	/3
Religion for the person	
Outlines what following a religion looks like for the person.	3
Provides examples of the person involved in religion.	2
Provides an example of the person involved in religion.	1
Subtotal	/3
Summary	
Summarises why people follow a religion.	3
Attempts to summarise why people follow a religion.	2
Provides general comments that relate to why people follow a religion.	1
Subtotal	/3
Presentation length	
Presentation is within the time of 2–3 minutes.	2
Presentation is shorter or longer than the length of time required.	1
Subtotal	/2

Description	Marks
Vocabulary	
Uses a range of suitable words and phrases fluently to address the purpose of the presentation.	4
Uses words and phrases suitable for the purpose of the presentation.	3
Uses some suitable words and phrases.	2
Uses simple words in the presentation.	1
Subtotal	/4
Audience	
Engages the audience through such things as appropriate eye contact, word choice, tone and volume of voice, posture and/or pace of delivery etc.	4
Uses simple but clear techniques to engage with the audience, e.g. speaks clearly and without rushing, avoids reading notes and varies tone of voice.	3
Shows an awareness of and attempts to engage with the audience.	2
Shows some awareness of the audience.	1
Subtotal	/4
Total	/24