



ATAR course examination, 2023

Question/Answer booklet

DRAMA

Place one of your candidate identification labels in this box.
Ensure the label is straight and within the lines of this box.

WA student number: In figures

--	--	--	--	--	--	--	--	--	--

In words

Time allowed for this paper

Reading time before commencing work: ten minutes
Working time: two and a half hours

Number of additional
answer booklets used
(if applicable):

Materials required/recommended for this paper

To be provided by the supervisor

This Question/Answer booklet
Text booklet

To be provided by the candidate

Standard items: pens (blue/black preferred), pencils (including coloured), sharpener,
correction fluid/tape, eraser, ruler, highlighters

Special items: nil

Important note to candidates

No other items may be taken into the examination room. It is **your** responsibility to ensure that you do not have any unauthorised material. If you have any unauthorised material with you, hand it to the supervisor **before** reading any further.



Structure of the examination

The Drama ATAR course examination consists of a written component and a practical (performance) component.

Structure of this paper

Section	Number of questions available	Number of questions to be answered	Suggested working time (minutes)	Marks available	Percentage of written examination
Section One Analysis and interpretation of a drama text Short answer	2	2	60	40	40
Section Two Australian drama and world drama Extended answer	5	2	90	34	60
Total					100

Instructions to candidates

- The rules for the conduct of the Western Australian external examinations are detailed in the *Year 12 Information Handbook 2024: Part II Examinations*. Sitting this examination implies that you agree to abide by these rules.
- Write your answers in this Question/Answer booklet preferably using a blue/black pen. Do not use erasable or gel pens.
- Answer the questions according to the following instructions.

Section One: Answer all questions.

Section Two: Answer two questions from a choice of five.
- You must be careful to confine your answers to the specific questions asked and to follow any instructions that are specific to a particular question.
- Supplementary pages for planning/continuing your answers to questions are provided at the end of this Question/Answer booklet. If you use these pages to continue an answer, indicate at the original answer where the answer is continued, i.e. give the page number.
- The Text booklet must be handed in with your Question/Answer booklet.

See next page

Section One: Analysis and interpretation of a drama text**40% (40 Marks)**

This section has **two** questions. Read the information provided below and in the separate Text booklet. Answer both of the questions that follow. Write your answers in the spaces provided.

Supplementary pages for planning/continuing your answers to questions are provided at the end of this Question/Answer booklet. If you use these pages to continue an answer, indicate at the original answer where the answer is continued, i.e. give the page number.

Suggested working time: 60 minutes.

DO NOT WRITE IN THIS AREA AS IT WILL BE CUT OFF

See next page

Question 1: Designer

(24 marks)

You are a designer (costume, lighting, set **or** sound) for a production of this drama text. Select a designer role to address the following question parts.

Designer role: _____

- (a) Explain the element of drama, situation, in the drama text. Support your response with direct reference to the drama text. (4 marks)

- (b) Explain **two** choices you will make in your role as the designer that will highlight the element of drama, situation, in the drama text for the audience. Support your response with direct reference to the drama text. (8 marks)

One: _____


Two: _____

DO NOT WRITE IN THIS AREA AS IT WILL BE CUT OFF

Question 1 (continued)

- (c) In the space provided, draw a diagram with appropriate annotations to support each of the choices you explained in part (b), focusing on a different element of design for each choice. (12 marks)


Choice one – selected element of design: _____



See next page

DO NOT WRITE IN THIS AREA AS IT WILL BE CUT OFF

Choice two – selected element of design: _____



DO NOT WRITE IN THIS AREA AS IT WILL BE CUT OFF

Spare spaces are provided at the end of this Question/Answer booklet. If you need to use them, cross out these attempts and indicate that you have redrawn them on the spare spaces.

See next page

Question 2: Director

(16 marks)

You are directing a production of this drama text.

- (a) Explain a rehearsal activity you will use with the actors to create movement choices. Support your response with direct reference to the drama text. (4 marks)

- (b) Outline how you will direct movement in **two** changes between excerpts in the drama text. Support your response with direct reference to the drama text. (4 marks)

One: _____

Two: _____

DO NOT WRITE IN THIS AREA AS IT WILL BE CUT OFF

- (c) Explain how you will direct the movement choice, gesture, in the performance of Excerpt 3: PLANE. Support your response with direct reference to the drama text. (4 marks)

- (d) Explain how you will direct the movement choice, proxemics, in the performance of Excerpt 4: TRANSIT, to create audience impact. Support your response with direct reference to the drama text. (4 marks)

End of Section One

See next page

DO NOT WRITE IN THIS AREA AS IT WILL BE CUT OFF

This page has been left blank intentionally

See next page

DO NOT WRITE IN THIS AREA AS IT WILL BE CUT OFF

Section Two: Australian drama and world drama**60% (34 Marks)**

This section has **five** questions. You are required to complete **two** separate extended answers, referring to the set texts you have studied. You may select:

- **One** question for Australian drama **and** the **same** question for World drama.

or

- **One** question for Australian drama **and** a **different** question for World drama.

Write your first response starting on page 14 and your second response starting on page 19.

Candidates are required to use extended answer formats, which may include paragraphs, lists, tables, annotated diagrams, text references and/or justifications.

Supplementary pages for planning/continuing your answers to questions are provided at the end of this Question/Answer booklet. If you use these pages to continue an answer, indicate at the original answer where the answer is continued, i.e. give the page number.

Suggested working time: 90 minutes.

Set texts: Australian drama

- Abela, Donna. *Jump for Jordan*.
- Bell, Hilary. *Wolf Lullaby*.
- Bovell, Andrew. *Secret River*.
- Bovell, Andrew. *When the Rain Stops Falling*.
- Cameron, Matt. *Ruby Moon*.
- Enoch, Wesley and Deborah Mailman. *Seven Stages of Grieving*.
- Isaacs, Chris. *Flood*.
- Monjo, Justin and Nick Enright. *Cloudstreet*.
- Nowra, Louis. *Così*.
- Oxenburgh, Dicken and Andrew Ross. *Merry-Go-Round in the Sea*.
- Rayson, Hannie. *Two Brothers*.
- Winmar, Dallas. *Aliwa!*
- Zen Zen Zo. *The Tempest* (adaptation).

Set texts: World drama

- Beckett, Samuel. *Endgame*.
- Berkoff, Steven. *Metamorphosis*.
- Brecht, Bertolt. *Mother Courage*.
- Churchill, Caryl. *Top Girls*.
- Complicité. *Mnemonic*.
- Dürrenmatt, Friedrich. *The Visit: A Tragicomedy* (translated by Joel Agee).
- Ibsen, Henrik. *Hedda Gabler*.
- Ionesco, Eugene. *Rhinoceros*.
- Levenson, Steven (writer) and Benj Pasek and Justine Paul (composers). *Dear Evan Hansen*.
- Miller, Arthur. *The Crucible*.
- Reza, Yasmin. *God of Carnage*.
- Shakespeare, William. *Twelfth Night*.
- Stephens, Simon. *The Curious Incident of the Dog in the Night-Time*.

See next page

Question 3

(17 marks)

As a designer (costume, lighting, set **or** sound), answer the questions below. Support your response with direct reference to the set text.

- (a) Describe why a site-specific space is suitable for a performance of your set text. (3 marks)
- (b) Explain **one** choice you will make as a designer for your set text and why it enhances the chosen site-specific space. (5 marks)
- (c) Discuss how you will use the principle of design, scale/proportion, in a key scene or section of the set text. (5 marks)
- (d) Draw a diagram with appropriate annotations to support the discussion given in part (c). (4 marks)

Question 4

(17 marks)

As an actor, answer the questions below. Support your response with direct reference to the set text.

- (a) Describe your choice of approach for developing your character/role in the set text. (3 marks)
- (b) Explain how you will use this approach in rehearsal to prepare for a performance of the set text. (5 marks)
- (c) Discuss how you will use voice, in performance, to demonstrate your character's social or historical or cultural context in a key scene or section of the set text. (5 marks)
- (d) Draw a diagram with appropriate annotations to show how you will use proxemics in your chosen scene or section of the set text. (4 marks)

Question 5

(17 marks)

As a designer (costume, lighting, set **or** sound), answer the questions below. Support your response with direct reference to the set text.

- (a) Describe your choice of a significant theme/issue in the set text. (3 marks)
- (b) Explain how you will use **one** element of design to highlight this theme/issue in the set text. (5 marks)
- (c) Discuss how you will use the element of drama, tension, to enhance dramatic meaning in a key scene or section of the set text. (5 marks)
- (d) Draw a diagram with appropriate annotations to support the discussion given in part (c). (4 marks)

Question 6**(17 marks)**

As an actor, answer the questions below. Support your response with direct reference to the set text.

- (a) Describe your chosen character's dominant trait in the set text. (3 marks)
- (b) Explain how you will develop **one** aspect of movement in rehearsal to demonstrate your character's dominant trait in the set text. (5 marks)
- (c) Discuss how you will use a different aspect of movement in performance to highlight a significant relationship with another character in a key scene or section of the set text. (5 marks)
- (d) Draw a diagram with appropriate annotations to show how you will use projection in your chosen scene or section of the set text. (4 marks)

Question 7**(17 marks)**

As a designer (costume, lighting, set **or** sound), answer the questions below. Support your response with direct reference to the set text.

- (a) Describe how you will create the element of drama, focus, in the set text. (3 marks)
- (b) Explain how you will establish the element of drama, atmosphere, for your audience as they enter the theatre space for a performance of the set text. (5 marks)
- (c) Discuss how you will use the principle of design, repetition, to maximise audience impact in a key scene or section of the set text. (5 marks)
- (d) Draw a diagram with appropriate annotations to support the discussion given in part (c). (4 marks)

DRAMA

Begin your response to the **first** Section Two question you have chosen below.

Question number: _____

Set text is: Australian drama World drama

For questions 3, 5 or 7 only, indicate your selected designer role:

costume lighting set sound

Begin your response to the **second** Section Two question you have chosen below.

Question number: _____

Set text is: Australian drama World drama

For questions 3, 5 or 7 only, indicate your selected designer role:

costume lighting set sound


DO NOT WRITE IN THIS AREA AS IT WILL BE CUT OFF

Supplementary page

Question number: _____


Supplementary page

Question number: _____



Supplementary page

Question number: _____



DO NOT WRITE IN THIS AREA AS IT WILL BE CUT OFF

This document – apart from any third party copyright material contained in it – may be freely copied, or communicated on an intranet, for non-commercial purposes in educational institutions, provided that it is not changed and that the School Curriculum and Standards Authority (the Authority) is acknowledged as the copyright owner, and that the Authority's moral rights are not infringed.

Copying or communication for any other purpose can be done only within the terms of the *Copyright Act 1968* or with prior written permission of the Authority. Copying or communication of any third party copyright material can be done only within the terms of the *Copyright Act 1968* or with permission of the copyright owners.

Any content in this document that has been derived from the Australian Curriculum may be used under the terms of the Creative Commons [Attribution 4.0 International \(CC BY\)](https://creativecommons.org/licenses/by/4.0/) licence.

An *Acknowledgements variation* document is available on the Authority website.

<p><i>Published by the School Curriculum and Standards Authority of Western Australia 303 Sevenoaks Street CANNINGTON WA 6107</i></p>
